

Z-LINE® SERIES MR-11

- MR-11: MERV 11
- Heavy-Duty Moisture Resistant Construction
- Galvanized Expanded Metal Backing
- Standard Size 4" and 6" Thick
- Incorporate Media Separators
- Geothermal Unit Replacement Filters

FEATURES



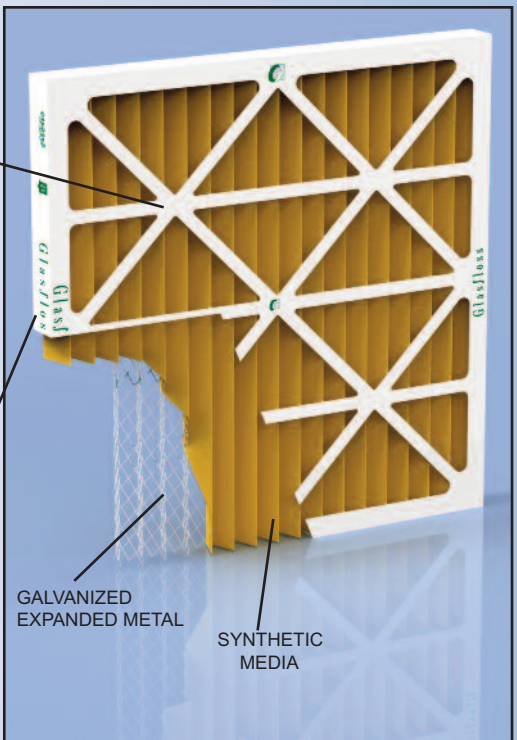
The Glasfloss Z-Line® Series MR-11 pleated filters offer improved performance for virtually every application. All Glasfloss Z-Line® MR-11 pleated filters feature fibers which do not absorb moisture and will not support microbial growth. Z-Line® Series MR-11 pleated filters provide high performance with low pressure drop for energy efficiency

Glasfloss Z-Line® Series MR-11 air filters shall be of the extended-surface pleated-media type. The media utilized shall be made of 100% synthetic fibers. The media shall be pleated in a tapered radial configuration. A heavy duty, recycled expanded metal reinforcement shall be laminated to the air-exit side of the media by a thermo-setting adhesive to maintain continuity of the radial pleats. The expanded metal shall be galvanized to resist rust and corrosion. The pleated cartridge shall be bonded to the peripheral interior of the outer frame. A heavy-duty moisture-resistant beverage board incorporating post-consumer material shall be utilized for an encasing frame. The frame face shall be internally laminated to the pleated cartridge apices. Glasfloss Z-Line® Series MR-11 filters shall be classified under U.L. std. 900 and shall be rated to withstand temperatures up to 180 degrees Fahrenheit. The Glasfloss Z-Line® Series MR-11 filters achieve a MERV 11 rating per the ANSI/ASHRAE 52.2 Test Standard.



SPECIFICATIONS

DOUBLE WALL
BEVERAGE BOARD



"Serving You With Locations Throughout The Nation"

MR-11 STANDARD SIZE FILTERS

SIZE W x H x D NOMINAL	SIZE W x H x D EXACT	RATED VELOCITY FPM	INITIAL RESIST. IN. W.G.	MEDIA SQUARE FEET	SIZE W x H x D NOMINAL MM	RATED VELOCITY M/H	INITIAL RESIST. PASCALS
10 x 10 x 1	9-1/2 x 9-1/2 x 7/8	300	.24	1.61	254 x 254 x 26	5490	59.7
10 x 20 x 1	9-1/2 x 19-1/2 x 7/8	300	.24	2.67	254 x 508 x 26	5490	59.7
10 x 24 x 1	9-1/2 x 23-1/2 x 7/8	300	.24	3.22	254 x 610 x 26	5490	59.7
10 x 30 x 1	9-5/8 x 29-5/8 x 7/8	300	.24	4.95	254 x 762 x 26	5490	59.7
12 x 12 x 1	11-1/2 x 11 1/2 x 7/8	300	.24	2.06	305 x 305 x 26	5490	59.7
12 x 20 x 1	11-1/2 x 19-1/2 x 7/8	300	.24	3.29	305 x 508 x 26	5490	59.7
12 x 24 x 1	11-3/8 x 23-3/8 x 7/8	300	.24	3.96	305 x 610 x 26	5490	59.7
12 x 25 x 1	11-1/2 x 24-1/2 x 7/8	300	.24	4.13	305 x 635 x 26	5490	59.7
12 x 30 x 1	11-5/8 x 29-1/2 x 7/8	300	.24	5.16	305 x 762 x 26	5490	59.7
14 x 14 x 1	13-1/2 x 13-1/2 x 7/8	300	.24	3.12	356 x 356 x 26	5490	59.7
14 x 20 x 1	13-1/2 x 19-1/2 x 7/8	300	.24	3.91	356 x 508 x 26	5490	59.7
14 x 24 x 1	13 1/2 x 23 1/2 x 7/8	300	.24	4.70	356 x 610 x 26	5490	59.7
14 x 25 x 1	13-1/2 x 24-1/2 x 7/8	300	.24	4.90	356 x 635 x 26	5490	59.7
14 x 30 x 1	13 5/8 x 29 5/8 x 7/8	300	.24	6.56	356 x 762 x 26	5490	59.7
15 x 20 x 1	14-1/2 x 19-1/2 x 7/8	300	.24	4.11	381 x 508 x 26	5490	59.7
15 x 30-5/8 x 1	14-5/8 x 30-1/4 x 7/8	300	.24	10.57	381 x 777 x 26	5490	59.7
16 x 16 x 1	15-1/2 x 15-1/2 x 7/8	300	.24	3.45	406 x 406 x 26	5490	59.7
16 x 20 x 1	15-1/2 x 19-1/2 x 7/8	300	.24	4.32	406 x 508 x 26	5490	59.7
16 x 24 x 1	15-1/2 x 23-1/2 x 7/8	300	.24	5.20	406 x 610 x 26	5490	59.7
16 x 25 x 1	15-1/2 x 24-1/2 x 7/8	300	.24	5.41	406 x 635 x 26	5490	59.7
16 x 30 x 1	15-5/8 x 29-5/8 x 7/8	300	.24	6.67	406 x 762 x 26	5490	59.7
18 x 18 x 1	17-1/2 x 17-1/2 x 7/8	300	.24	4.44	457 x 457 x 26	5490	59.7
18 x 20 x 1	17-1/2 x 19-1/2 x 7/8	300	.24	4.94	457 x 508 x 26	5490	59.7
18 x 24 x 1	17-1/2 x 23-1/2 x 7/8	300	.24	5.94	457 x 610 x 26	5490	59.7
18 x 25 x 1	17-1/2 x 24-1/2 x 7/8	300	.24	6.19	457 x 635 x 26	5490	59.7
18 x 30 x 1	17-5/8 x 29-5/8 x 7/8	300	.24	8.23	457 x 762 x 26	5490	59.7
20 x 20 x 1	19-1/2 x 19-1/2 x 7/8	300	.24	5.55	508 x 508 x 26	5490	59.7
20 x 22 x 1	19-1/2 x 21-7/8 x 7/8	300	.24	6.15	508 x 558 x 26	5490	59.7
20 x 24 x 1	19-3/8 x 23-3/8 x 7/8	300	.24	6.68	508 x 610 x 26	5490	59.7
20 x 25 x 1	19-1/2 x 24-1/2 x 7/8	300	.24	6.96	508 x 635 x 26	5490	59.7
20 x 30 x 1	19-5/8 x 29-5/8 x 7/8	300	.24	8.23	508 x 762 x 26	5490	59.7
22 x 22 x 1	21-1/2 x 21-1/2 x 7/8	300	.24	7.17	558 x 558 x 26	5490	59.7
24 x 24 x 1	23-3/8 x 23-3/8 x 7/8	300	.24	7.92	610 x 610 x 26	5490	59.7
24 x 30 x 1	23-5/8 x 29-5/8 x 7/8	300	.24	9.90	610 x 762 x 26	5490	59.7
25 x 25 x 1	24-1/2 x 24-1/2 x 7/8	300	.24	8.51	635 x 635 x 26	5490	59.7
10 x 20 x 2	9-1/2 x 19-1/2 x 1-3/4	500	.31	6.24	254 x 508 x 51	9150	77.1
12 x 12 x 2	11-1/2 x 11-1/2 x 1-3/4	500	.31	4.33	305 x 305 x 51	9150	77.1
12 x 20 x 2	11-1/2 x 19-1/2 x 1-3/4	500	.31	7.20	305 x 508 x 51	9150	77.1
12 x 24 x 2	11-3/8 x 23-3/8 x 1-3/4	500	.31	8.66	305 x 610 x 51	9150	77.1
14 x 20 x 2	13-1/2 x 19-1/2 x 1-3/4	500	.31	8.64	356 x 508 x 51	9150	77.1
14 x 25 x 2	13-1/2 x 24-1/2 x 1-3/4	500	.31	10.83	356 x 635 x 51	9150	77.1
15 x 20 x 2	14-1/2 x 19-1/2 x 1-3/4	500	.31	9.12	381 x 508 x 51	9150	77.1
16 x 16 x 2	15-1/2 x 15-1/2 x 1-3/4	500	.31	7.66	406 x 406 x 51	9150	77.1
16 x 20 x 2	15-1/2 x 19-1/2 x 1-3/4	500	.31	9.60	406 x 508 x 51	9150	77.1
16 x 24 x 2	15-1/2 x 23-1/2 x 1-3/4	500	.31	11.55	406 x 610 x 51	9150	77.1
16 x 25 x 2	15-1/2 x 24-1/2 x 1-3/4	500	.31	12.03	406 x 635 x 51	9150	77.1
18 x 18 x 2	17-1/2 x 17-1/2 x 1-3/4	500	.31	9.92	457 x 457 x 51	9150	77.1
18 x 20 x 2	17-1/2 x 19-1/2 x 1-3/4	500	.31	11.04	457 x 508 x 51	9150	77.1
18 x 24 x 2	17-1/2 x 23-1/2 x 1-3/4	500	.31	13.28	457 x 610 x 51	9150	77.1
18 x 25 x 2	17-1/2 x 24-1/2 x 1-3/4	500	.31	13.84	457 x 635 x 51	9150	77.1
20 x 20 x 2	19-1/2 x 19-1/2 x 1-3/4	500	.31	12.00	508 x 508 x 51	9150	77.1
20 x 24 x 2	19-3/8 x 23-3/8 x 1-3/4	500	.31	14.43	508 x 610 x 51	9150	77.1
20 x 25 x 2	19-1/2 x 24-1/2 x 1-3/4	500	.31	15.04	508 x 635 x 51	9150	77.1
20 x 30 x 2	19-5/8 x 29-5/8 x 1-3/4	500	.31	18.24	508 x 762 x 51	9150	77.1
24 x 24 x 2	23-3/8 x 23-3/8 x 1-3/4	500	.31	17.61	610 x 610 x 51	9150	77.1
25 x 25 x 2	24-1/2 x 24-1/2 x 1-3/4	500	.31	18.65	635 x 635 x 51	9150	77.1
24 x 28 x 2	23-1/2 x 27-3/4 x 1-3/4	500	.31	21.69	610 x 762 x 51	9150	77.1
28 x 30 x 2	27-3/4 x 29-3/8 x 1-3/4	500	.31	25.31	711 x 762 x 51	9150	77.1
30 x 32 x 2	29-3/8 x 31-3/4 x 1-3/4	500	.31	28.92	762 x 813 x 51	9150	77.1
30 x 36 x 2	29-3/8 x 35-3/4 x 1-3/4	500	.31	32.54	762 x 914 x 51	9150	77.1

Tolerances shall be +/- 1/8" for height, width and +/- 1/16" for depth. Recommended final resistance is 1.00" w.g.
All special sizes will be undersized by 1/8" unless specified otherwise.

"Serving You With Locations Throughout The Nation"

SIZE W x H x D NOMINAL	SIZE W x H x D EXACT	RATED VELOCITY FPM	INITIAL RESIST. IN. W.G.	MEDIA SQUARE FEET	SIZE W x H x D NOMINAL MM	RATED VELOCITY M/H	INITIAL RESIST. PASCALS
12 x 24 x 4	11-3/8 x 23-3/8 x 3-3/4	500	.25	13.61	457 x 610 x 102	9150	62.2
16 x 20 x 4	15-1/2 x 19-1/2 x 3-3/4	500	.25	15.43	406 x 508 x 102	9150	62.2
16 x 25 x 4	15-1/2 x 24-1/2 x 3-3/4	500	.25	19.34	406 x 635 x 102	9150	62.2
18 x 24 x 4	17-1/2 x 23-1/2 x 3-3/4	500	.25	21.03	457 x 610 x 102	9150	62.2
20 x 20 x 4	19-1/2 x 19-1/2 x 3-3/4	500	.25	18.52	508 x 508 x 102	9150	62.2
20 x 24 x 4	19-3/8 x 23-3/8 x 3-3/4	500	.25	22.27	508 x 610 x 102	9150	62.2
20 x 25 x 4	19-1/2 x 24-1/2 x 3-3/4	500	.25	23.20	508 x 635 x 102	9150	62.2
24 x 24 x 4	23-3/8 x 23-3/8 x 3-3/4	500	.25	27.21	610 x 610 x 102	9150	62.2
12 x 24 x 6	11-3/8 x 23-3/8 x 5-3/4	500	.22	20.86	305 x 610 x 152	9150	54.7
16 x 20 x 6	15-1/2 x 19-1/2 x 5-3/4	500	.22	23.66	406 x 508 x 152	9150	54.7
16 x 25 x 6	15-1/2 x 24-1/2 x 5-3/4	500	.22	29.65	406 x 635 x 152	9150	54.7
18 x 24 x 6	17-1/2 x 23-1/2 x 5-3/4	500	.22	32.24	457 x 610 x 152	9150	54.7
20 x 20 x 6	19-1/2 x 19-1/2 x 5-3/4	500	.22	28.39	508 x 508 x 152	9150	54.7
20 x 24 x 6	19-3/8 x 23-3/8 x 5-3/4	500	.22	34.14	508 x 610 x 152	9150	54.7
20 x 25 x 6	19-1/2 x 24-1/2 x 5-3/4	500	.22	35.58	508 x 635 x 152	9150	54.7
24 x 24 x 6	23-3/8 x 23-3/8 x 5-3/4	500	.22	41.73	610 x 610 x 152	9150	54.7

Tolerances shall be +/- 1/8" for height, width and +/- 1/16" for depth. Recommended final resistance is 1.00" w.g.
All special sizes will be undersized by 1/8" unless specified otherwise.

Pleats Per Lineal Foot

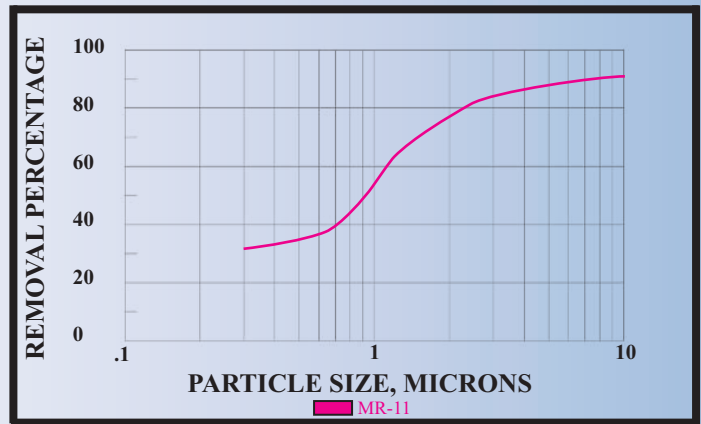
DEPTH	MR-11
1"	16
2"	15
4"	11
6"	11

Media Area to Face Area Ratio

DEPTH	MR-11
1"	1.97
2"	4.40
4"	6.80
6"	10.43

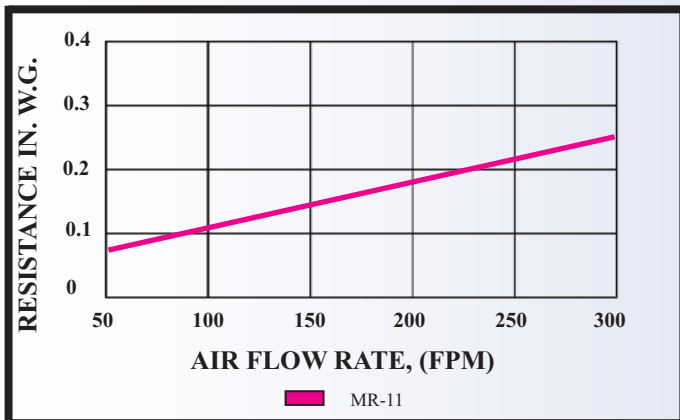
MINIMUM PARTICLE SIZE EFFICIENCY

Test Filter Size 24" x 24" x 2" Nominal



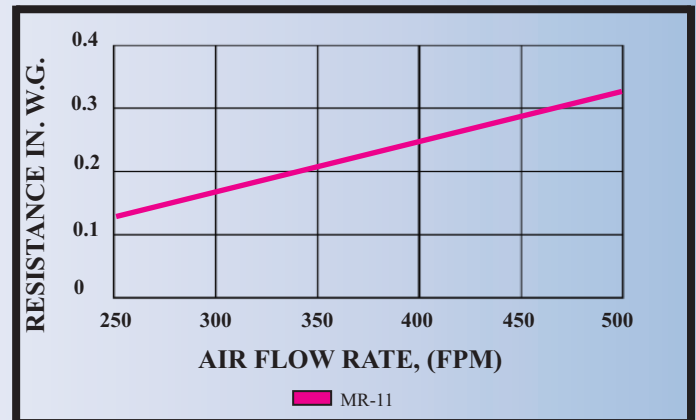
STANDARD PRESSURE DROP

Test Filter Size 24" x 24" x 1" Nominal



STANDARD PRESSURE DROP

Test Filter Size 24" x 24" x 2" Nominal



"Serving You With Locations Throughout The Nation"

**Glasfloss Z-Line® MERV 11
Geothermal Unit Replacement Filters
One Piece Die-Cut Frame Construction**

- Improved Rigidity
- Increased Media Area
- MERV 11 Performance



GEOTHERMAL REPLACEMENT SIZES			
PART NUMBER	ACTUAL SIZES	CARTON QUANTITY	CARTON WEIGHT
M1124282	23-1/2 x 27-3/4 x 2	6	14 LB
M1128302	27-3/4 x 29-3/8 x 2	6	16 LB
M1130322	29-3/8 x 31-3/4 x 2	6	17 LB
M1130362	29-3/8 x 35-3/4 x 2	6	18 LB

Glasfloss Industries incorporates color-coded carton labels on standard sizes to help identify the product, which enhance warehouse operations and shipments.



Glasfloss manufactures a variety of medium and high efficiency air filters which can be specified for LEED certification applications. For specific information on these products, please contact your local Glasfloss Sales Representative.



"Serving You With Locations Throughout The Nation"