

FLUID HANDLING:

LT Series Lubricant Management System (LT-LMS)

This system combines filtration, storage, and breathers in one simple solution to keep your lubricants clean and dry.



APPLICATIONS

- Storage Tanks
- Wind Turbines
- Large Gearboxes
- Remote Applications



The Overview

The LT-LMS:

Where It's Used

- Storing lubricant
- Dispensing new oil
- Pre-filtering new oil
- Collecting oil samples for analysis

What Is Standard?

- Automatic pressure relief valve
- Dedicated pump and motor per tank
- Desiccant breathers
- Heavy-duty stand
- 12' hose assemblies with various hose-end connections
- One-year warranty
- Industrial powder-coated paint

What Can I Customize?

- Flow rates
- Various tank sizes in high-density polyethylene (HDPE) or steel
- Manual gravity drain
- Sample valves
- Filter micron rating
- Hose-end connection sizes and types

Did You Know?

New oil isn't clean. One of the best places to start any improvement is in the lube room. While it may not have the biggest effect on the quality of the lubricant in each machine, it helps to set the tone for the whole lubrication program, changing the way mechanics, lubricators and operators think about lubrication.

Performance

For filtering mineral-based industrial oils and most synthetic oils with a maximum operating viscosity range of ISO VG 680 (3000ssu/648cSt) at 100°F/38°C within ambient temperature ranges of -15°F to 150°F (-26°C to 66°C)

Materials:

- Stand: Carbon steel
- Tank: HDPE or steel
- Paint: Industrial powder coat
- Filter Heads: Aluminum
- Fittings: Zinc-plated steel and/or brass
- Pumps: Aluminum/steel
- Hoses: Clear PVC with steel wire
- Gaskets: Buna-N

Filter Indicators:

- Filter indicator pops at 22psid (1.55bar) as warning that filter elements need to be replaced.

Pump Relief:

- Opens at 65psi (5.49bar)

Stacking Recommendations for HDPE Tanks:

- Stack tanks to a maximum height of 75" tall (including the stand, which is 20" tall).

Tank Dimensions:

80-gallon tank: 36"L x 36"W x 18"H

120-gallon tank: 36"L x 36"W x 27"H

180-gallon tank: 36"L x 36"W x 39"H

225-gallon tank: 36"L x 36"W x 49"H

Stacking Recommendations for Steel Tanks:

- 75-gallon tank: maximum of 3 stacked high
- 150-gallon tank: non-stackable
- 300-gallon tank: non-stackable

The Specs

By the Numbers

| Item No. | Description | Qty.* |
|----------|---|-------|
| 1 | Spill Containment Pan (purchased separately) | 1 |
| 2 | Filter Element | 3 |
| 3 | Filter Head | 3 |
| 4 | Stand | 1 |
| 5 | Gear Pump | 3 |
| 6 | Motor | 3 |
| 7 | HDPE Tank | 3 |
| 8 | Tote Adapter | 3 |
| 9 | Drain Port | 3 |
| 10 | Fill Port | 3 |
| 11 | Desiccant Breather | 3 |
| 12 | Discharge Hose | 3 |
| 13 | Suction Hose | 3 |

*For a 3-tank system configuration

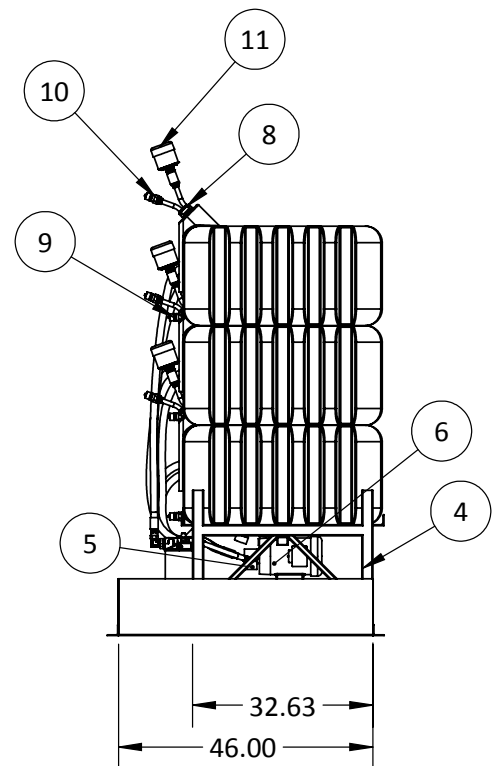
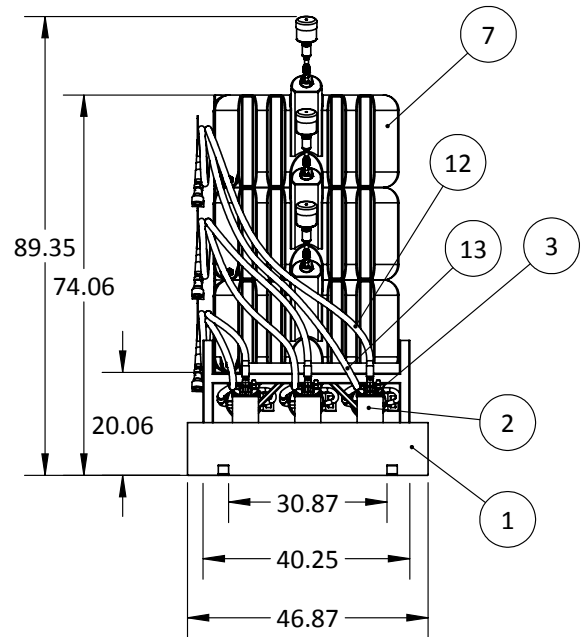
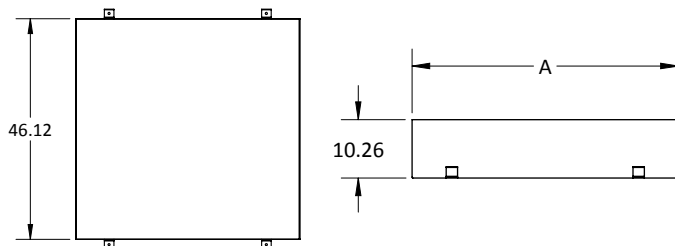
How to Size Spill Containment Pans:

- 110% of the volume of the largest container
Ex: For a 3-stackable 80-gallon HDPE tank system, use the 95-gallon containment pan.

Aluminum Spill Containments:

- "A" L x 46.20"W x 10.26"H


| Spill Containment Size | "A" Dimension |
|------------------------|---------------|
| 95 | 46.87 |
| 135 | 66.62 |
| 200 | 98.62 |
| 265 | 130.62 |



TO ORDER:

LT-LMS

| | | | | | | | | | | |
|----|-------------------------|-------|-------|-------|-------|-------|-------|-------|-------|-------|
| LT | C Upper Unit | | | | | | | | | |
| LT | B Middle Unit | | | | | | | | | |
| LT | A Lower Unit | | | | | | | | | |
| | | Box 1 | Box 2 | Box 3 | Box 4 | Box 5 | Box 6 | Box 7 | Box 8 | Box 9 |



Tank Size [Box 2]

| Code | Description |
|------|------------------------------|
| 75 | 75-gallon tank (Steel only) |
| 80 | 80-gallon tank (HDPE only) |
| 120 | 120-gallon tank (HDPE only) |
| 150 | 150-gallon tank (Steel only) |
| 180 | 180-gallon tank (HDPE only) |
| 225 | 225-gallon tank (HDPE only) |
| 300 | 300-gallon tank (Steel only) |

Pump/Motor Combinations [Box 3]

| 60 Hz Options | | 50 Hz Options | |
|-------------------|--|-------------------|--|
| Code | Description | Code | Description |
| 02E | 2gpm/1 hp electric, 115 vac, 60 Hz, 1725 rpms, 13 amps | 02G | 1.5gpm/1 hp electric, 110 vac, 50 Hz, 1425 rpms, 12.4 amps |
| 05E | 5gpm/1 hp electric, 115 vac, 60 Hz, 1725 rpms, 13 amps | 05G | 4gpm/1 hp electric, 110 vac, 50 Hz, 1425 rpms, 12.4 amps |
| 10E* | 10gpm/1 hp electric, 115 vac, 60 Hz, 1725 rpms, 13 amps | 10G* | 8gpm/1 hp electric, 110 vac, 50 Hz, 1425 rpms, 12.4 amps |
| 02F | 2gpm/1 hp electric, 230 vac, 60 Hz, 1725 rpms, 6.5 amps | 02H | 1.5gpm/1 hp electric, 220 vac, 50 Hz, 1425 rpms, 6.2 amps |
| 05F | 5gpm/1 hp electric, 230 vac, 60 Hz, 1725 rpms, 6.5 amps | 05H | 4gpm/1 hp electric, 220 vac, 50 Hz, 1425 rpms, 6.2 amps |
| 10F* | 10gpm/1 hp electric, 230 vac, 60 Hz, 1725 rpms, 6.5 amps | 10H* | 8gpm/1 hp electric, 220 vac, 50 Hz, 1425 rpms, 6.2 amps |
| Pneumatic Options | | Pneumatic Options | |
| 02A | 2gpm/1 hp air, 0-3000 rpms | 08A | 8gpm/1 hp air, 0-3000 rpms |

NOTE: Performance will vary depending on operating temperature, fluid type, and unit options. Call Des-Case for assistance in choosing a flow rate specific to your needs. 65psi pressure relief valve included.

*Not recommended for steel tanks.

Options 4 through 9 listed on reverse

TO ORDER:

LT-LMS

Drain & Fill Connector Type [Box 4]

| Code | Description |
|------|---------------------------|
| B | ISO B Connector |
| A | ISO A Connector |
| F | Flush Face Connector |
| R | ISO B Connector-BSPP |
| Q | ISO A Connector-BSPP |
| P | Flush Face Connector-BSPP |

NOTE: All connectors are coupler ends (female)

Filter Box [Box 6]

| Code | Description |
|--------------|------------------------------|
| Large Filter | |
| A | 5-micron Particulate Filter |
| B | 7-micron Particulate Filter |
| C | 12-micron Particulate Filter |
| D | 22-micron Particulate Filter |
| J | Water Filter |

Breather Filters [Box 9]

| Code | Description |
|------|--|
| 2* | 3-micron particulate desiccant breather [DC-2] |
| 3 | 3-micron particulate desiccant breather [DC-3] |
| 4 | 3-micron particulate desiccant breather [DC-4] |

*Standard

Replace Your Elements

| Part No. | Micron Rating |
|-----------------|------------------------|
| DC-S10000S08BBU | Beta 1000 @ 5 μ m |
| DC-S10000S08CBU | Beta 1000 @ 7 μ m |
| DC-S10000S08EBU | Beta 1000 @ 12 μ m |
| DC-S10000S08FBU | Beta 1000 @ 22 μ m |
| DC-S10000W08FBU | Water Removal |

NOTE: Other micron sizes available upon request.

Drain & Fill Sizing [Box 5]

| Code | Description |
|------|---|
| 1 | Drain: 1" connection Fill: 3/4" connection |
| 2 | Drain: 3/4" connection Fill: 1/2" connection |

NOTE: Units are built for optimum performance when using 1" (drain) and 3/4" (fill) connections. Decrease in performance may occur when selecting other size combinations. Hoses are 1" and 3/4" respectively, regardless of connection sizes.

Sample Valves [Box 7]

| Code | Description |
|------|----------------|
| 0 | None |
| 1 | Standard |
| 2 | High Viscosity |

Manual Gravity Drain [Box 8]

| Code | Description |
|------|---------------|
| 0 | None |
| D | Gravity Drain |

You also can customize your system online at www.descase.com.

FLUID HANDLING

LT Series Lubricant Management System (LT-LMS) 45-Gallons

This system combines filtration, storage, and breathers in one simple solution to keep your lubricants clean and dry.



APPLICATIONS

- Storage Tanks
- Wind Turbines
- Large Gearboxes
- Remote Applications



Overview

The LT-LMS:

Where It's Used

- Storing lubricant
- Dispensing new oil
- Pre-filtering new oil
- Collecting oil samples for analysis

What Is Standard?

- Automatic pressure relief valve
- Dedicated pump and motor per tank
- Desiccant breathers
- Heavy-duty stand
- 12' hose assemblies with various hose-end connections
- One-year warranty
- Industrial powder-coated paint

What Can I Customize?

- Flow rates
- Manual gravity drain
- Sample valves
- Filter micron rating
- Hose-end connection sizes and types

Did You Know?

New oil isn't clean. One of the best places to start any improvement is in the lube room. While it may not have the biggest effect on the quality of the lubricant in each machine, it helps to set the tone for the whole lubrication program, changing the way mechanics, lubricators and operators think about lubrication.

Performance

For filtering mineral-based industrial oils and most synthetic oils with a maximum operating viscosity range of ISO VG 680 (3000ssu/648cSt) at 100°F/38°C within ambient temperature ranges of -15°F to 150°F (-26°C to 66°C)

Materials:

- Stand: Carbon steel
- Tank: HDPE
- Paint: Industrial powder coat
- Filter Heads: Aluminum
- Fittings: Zinc-plated steel and/or brass
- Pumps: Aluminum/steel
- Hoses: Clear PVC with steel wire
- Gaskets: Buna-N

Filter Indicators:

- Filter indicator pops at 22psid (1.55bar) as warning that filter elements need to be replaced.

Pump Relief:

- Opens at 65psi (5.49bar)

Spill Containment (aluminum):

- 26" L x 46.20" L x 10.26" H


Tank Dimensions:

- 45-gallon tank: 24" W x 48" D x 56" H

To Order:

LT-LMS

| | | | | | | | | | | |
|----|------------------------|-------|-------|-------|-------|-------|-------|-------|-------|--|
| LT | B Upper Unit | | | | | | | | | |
| LT | A Lower Unit | | | | | | | | | |
| | Box 1 | Box 2 | Box 3 | Box 4 | Box 5 | Box 6 | Box 7 | Box 8 | Box 9 | |



Tank Size [Box 2]

| Code | Description |
|------|----------------------------|
| 45 | 45-gallon tank (HDPE only) |

Pump/Motor Combinations [Box 3]

| Code | Description | Code | Description |
|--|---|-------------------|--|
| 60 Hz Options | | 50 Hz Options | |
| High-Viscosity Option (ISO VG 150 to 460 at 60°F to 100°F) | | | |
| 01E | 1gpm/.25 hp electric, 115 vac, 60 Hz, 1725 rpms, 5 amps | 01G | .75gpm/.25 hp electric, 110 vac, 50 Hz, 1425 rpms, 5.4 amps |
| 01F | 1gpm/.25 hp electric, 230 vac, 60 Hz, 1725 rpms, 2.5 amps | 01H | .75gpm/.25 hp electric, 220 vac, 50 Hz, 1425 rpms, 2.7 amps |
| 60 Hz Options | | 50 Hz Options | |
| High-Viscosity Option (ISO VG 150 to 460 at 60°F to 100°F) | | | |
| 03E | 3.5gpm/.25 hp electric, 115 vac, 60 Hz, 1725 rpms, 5 amps | 03G | 2.75gpm/.25 hp electric, 110 vac, 50 Hz, 1425 rpms, 5.4 amps |
| 03F | 3.5gpm/.25 hp electric, 230 vac, 60 Hz, 1725 rpms, 2.5 amps | 03H | 2.75gpm/.25 hp electric, 220 vac, 50 Hz, 1425 rpms, 2.7 amps |
| Pneumatic Options | | Pneumatic Options | |
| 02A | 2gpm/1.7 hp air, 0-3000 rpms | 08A | 8gpm/1.7 hp air, 0-3000 rpms |

NOTE: Performance will vary depending on operating temperature, fluid type and unit options. Call Des-Case for assistance.

To Order:

LT-LMS

Drain & Fill Connector Type [Box 4]

| Code | Description |
|------|---------------------------|
| B | ISO B Connector |
| A | ISO A Connector |
| F | Flush Face Connector |
| R | ISO B Connector-BSPP |
| Q | ISO A Connector-BSPP |
| P | Flush Face Connector-BSPP |

NOTE: All connectors are coupler ends (female)

Drain & Fill Sizing [Box 5]

| Code | Description |
|------|---|
| 1 | Drain: 1" connection Fill: ¾" connection |
| 2 | Drain: ¾" connection Fill: ½" connection |

NOTE: Units are built for optimum performance when using 1" (drain) and ¾" (fill) connections. Decrease in performance may occur when selecting other size combinations. Hoses are ¾" and ½" respectively, regardless of connection sizes.

Filter Box [Box 6]

| Code | Description |
|-------------------|------------------------------|
| Small Filter Only | |
| K | 5-micron Particulate Filter |
| L | 7-micron Particulate Filter |
| M | 12-micron Particulate Filter |
| N | 22-micron Particulate Filter |
| W | Water Filter |

Sample Valves [Box 7]

| Code | Description |
|------|----------------|
| 0 | None |
| 1 | Standard |
| 2 | High Viscosity |

Manual Gravity Drain [Box 8]

| Code | Description |
|------|---------------|
| 0 | None |
| D | Gravity Drain |

Breather Filters [Box 9]

| Code | Description |
|------|--|
| 2* | 3-micron particulate desiccant breather [DC-2] |
| 3 | 3-micron particulate desiccant breather [DC-3] |
| 4 | 3-micron particulate desiccant breather [DC-4] |

*Standard

You also can customize your system online at www.descase.com.

Replace Your Elements

| Part No. | Micron Rating |
|-----------------|------------------|
| DC-S10000S08BBU | Beta 1000 @ 5µm |
| DC-S10000S08CBU | Beta 1000 @ 7µm |
| DC-S10000S08EBU | Beta 1000 @ 12µm |
| DC-S10000S08FBU | Beta 1000 @ 22µm |
| DC-S10000W08FBU | Water Removal |

NOTE: Other micron sizes available upon request.